

ACUITIS MINI-RIC WITH M-RECEIVER

4 Performance levels



The Acuitis MINI-RIC is based upon the E-Platform with controller that handles automatic processing more accurately and faster than before. The Acuitis MINI-RIC use smart technology that learn from the users' preferences and help guide them to a better, more personalised sound.

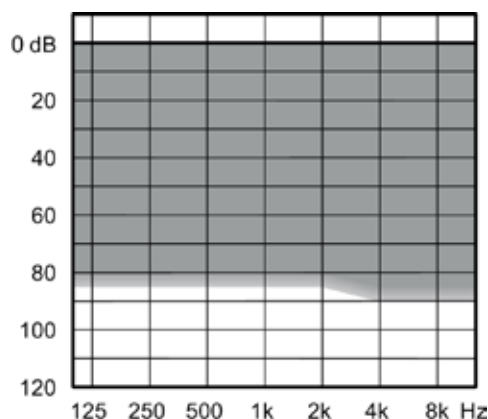
- Multiple wireless connectivity via Apps and DEX assistive listening devices
- Uses an M-receiver
- Uses a size 10 battery
- Protection class IP68
- Minimal to severe hearing losses.

STANDARD TECHNOLOGY

- E-platform with with Sound Class Controller
- Improved open-fit rationales
- Acclimatisation rationales
- Power Saver IV technology: Low current consumption

FEATURES	440	330	220	110
Performance	xxxxxx	xxxxx	xxxx	xx
Platform	E	E	E	E
SoundSense Adapt	•	•	•	
Adaption manager	•	•	•	•
High-frequency boost	•			
Wind noise reduction	•			
Speech Enhancer RT	RT/IE	IE		
Digital Pinna	•	•		
TruSound Softener	•	•	•	
Soft-level noise reduction	•	•	•	•
Noise Reduction	•	•	•	•
Sound Class Technology 2	11 (IE)	7 (IE)	4	3
HD Locator	•	•	•	
Programs*	5	4	3	3
ZEN IE	•	•	•	•
Audibility Extender	•	•	•	•
Preference Control	•	•	•	•
ACCESSORIES	440	330	220	110
TONELINK App	•	•	•	•
COM-DEX App	•	•	•	•
DEX assistive listening devices**	•	•	•	•
Multiple earware options	•	•	•	•

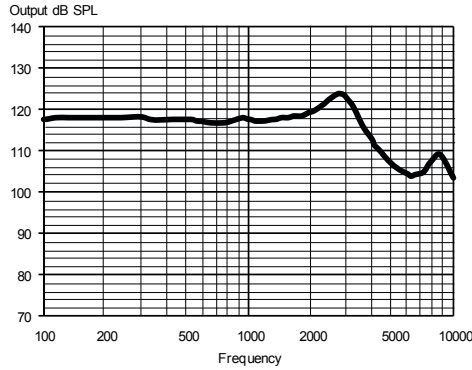
SUGGESTED FITTING RANGE



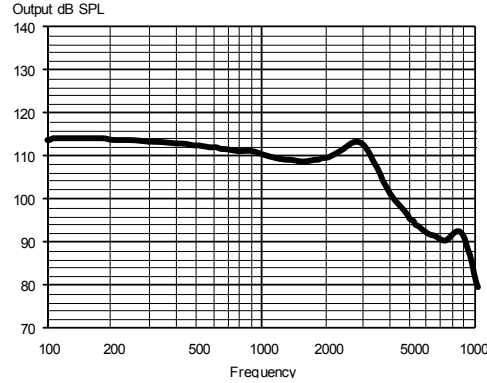
*Via DEX or App

**Also includes DEX assistive listening devices: CALL-DEX, TV-DEX, COM-DEX, UNI-DEX, RC-DEX, FM+ DEX, PHONE-DEX

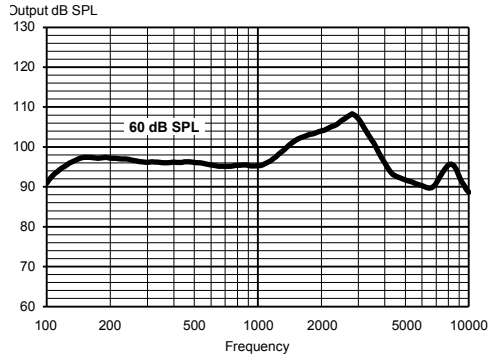
MAXIMUM OUTPUT - EAR SIMULATOR IEC 60118-0



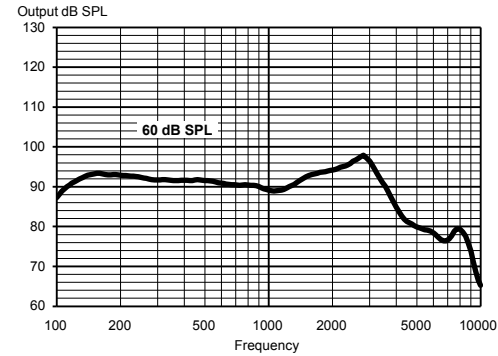
MAXIMUM OUTPUT - 2CC COUPLER IEC 60118-7 / ANSI S3.22-2009



OUTPUT - EAR SIMULATOR IEC 60118-0



OUTPUT - 2CC COUPLER IEC 60118-7 / ANSI S3.22-2009



Technical data Typical data obtained through standard pure tone measurements. Hearing aid set to Compass Reference Test Gain, unless stated otherwise. Measured using a standard ITE coupler without wax guard. For further information, please contact Acuitis.

		EAR SIMULATOR IEC 60118-0:1983 + A1:1994	2CC COUPLER IEC 60118-0:2015 / ANSI S3.22-2014
OSPL90	1600 Hz Peak Average	118 dB SPL 124 dB SPL 118 dB SPL	109 dB SPL 114 dB SPL 111 dB SPL
Acoustic output (Input 60 dB SPL)	1600 Hz Peak Average	102 dB SPL 108 dB SPL 98 dB SPL	93 dB SPL 98 dB SPL 93 dB SPL
Full-on gain (Input 50 dB SPL, Compass Full-on gain)	1600 Hz Peak Average	63 dB 69 dB 64 dB	54 dB 59 dB 56 dB
Acoustic frequency range		100 Hz - 10000 Hz	100 Hz - 9000 Hz
Harmonic distortion (typical)	500 Hz 800 Hz 1600 Hz	<2% <2% <2%	<2% <2% <2%
Equivalent input noise		22 dB SPL	22 dB SPL
Battery drain (stand by)		0.98 mA	0.98 mA
Battery drain*		1.00 mA	1.02 mA
Battery life (Type 10 Zn-Air, 100 mAh)*		100 h	100 h
Mobile phone immunity (IEC 60118-13:2016, ANSI C63.19:2011)		IRIL: -39/-7/-4 dB SPL	U-rating: M4

*Battery life in real-life situations depends among other things on the hearing aid features used, streaming time, and the quality of the battery used.